



Your our Remote Control for Boating on the VNF Network

Easy-to-use remote control for safely crossing our structures



Note: Navigation lights on the remote control

Please wait (Entry prohibited - even if the gate is open!)







Your registration has been received.
Please wait

The lock is being prepared.
Please wait

Lock clear for entry.
Please approach

Out of order or technical malfunction

Structure in night-time operation or network malfunction



Crossing the structure by remote control



Follow the instructions at all times and observe the messages on your remote control – some are shown here

1

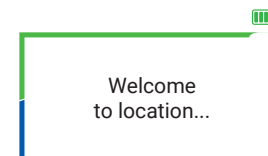
APPROACHING THE STRUCTURE



Ensure that your remote control is switched on approx. 300 metres before reaching the structure.



You will receive a welcome message on your remote control



2

REGISTRATION

Please enter the planned lock crossing into your remote control :



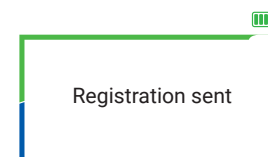
Descent



Ascent



You will receive a message that your registration has been sent



The orange flashing light indicates that your registration has been acknowledged

3

REQUEST LOCKING

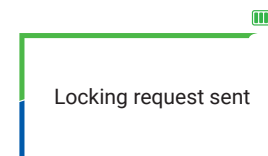
Enter the lock as soon as your remote control clears you for entry and moor your boat in the sluice



Activate locking as soon as you are prompted to do so



You will receive a message to confirm your locking request



Keep following the instructions on the remote control. When locking is completed, please wait for the green light to exit the sluice and for the gates to open completely before exiting



In an emergency, the red emergency button can be pressed to immediately halt the system and water supply or emptying.

In any case, contact with a VNF employee (online or on-site) will always be established.



how to use your remote control and further information at VNF.fr

*Have a
safe journey*